

ELECTRICAL COMPONENT LOCATOR

Article Text

1991 Toyota MR2

For Electronics & Computers El Camino Real Santa Clara CA 95051

Copyright © 1997 Mitchell International

Wednesday, November 25, 1998 03:01AM

ARTICLE BEGINNING

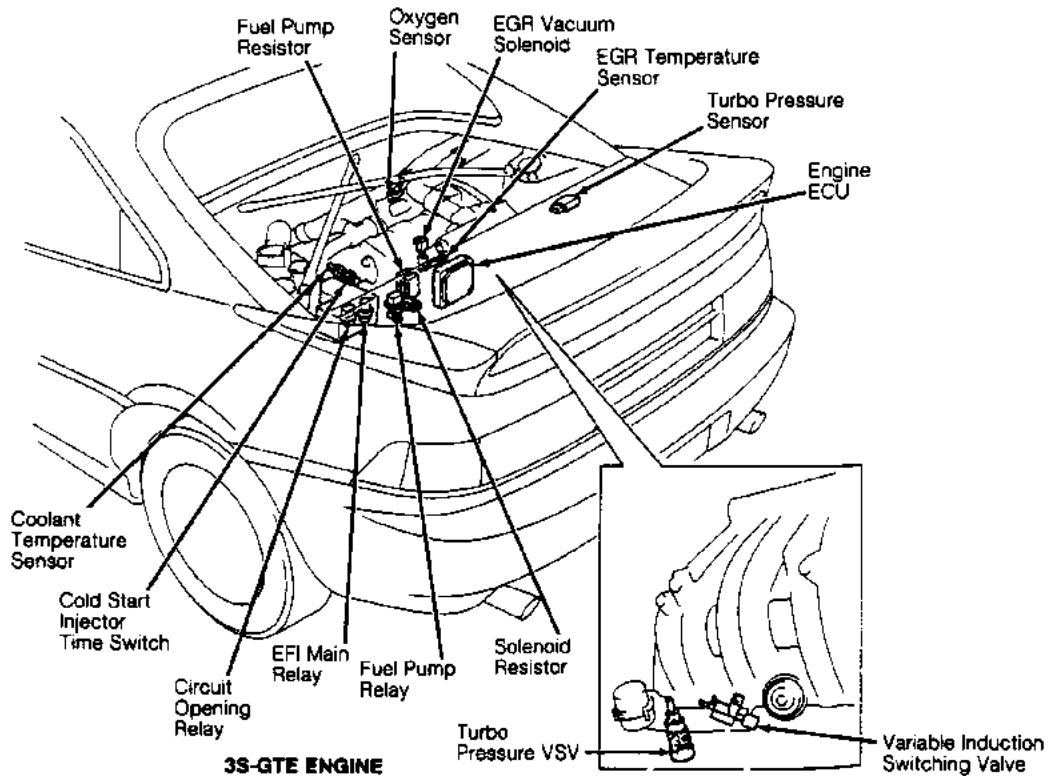
1991 TOYOTA
Electrical Components

MR2

BUZZERS, RELAYS & TIMERS

A/C Compressor Clutch Relay

Under right side of dash, on evaporator.



Circuit Opening Relay

On left rear corner of engine compartment.

ELECTRICAL COMPONENT LOCATOR

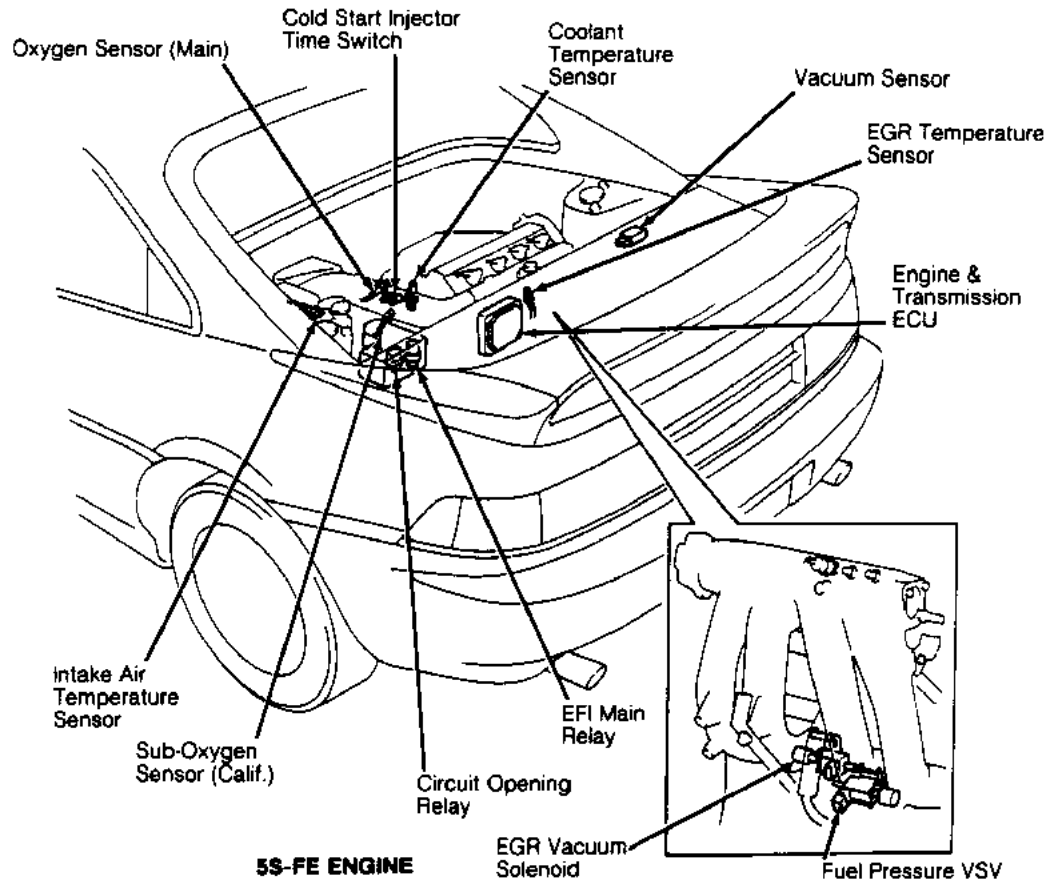
Article Text (p. 2)

1991 Toyota MR2

For Electronics & Computers El Camino Real Santa Clara CA 95051

Copyright © 1997 Mitchell International

Wednesday, November 25, 1998 03:01AM



5S-FE ENGINE

Circuit Opening Relay

On left rear corner of engine compartment.

Cooling Fan Relays

In rear luggage compartment fuse/relay block.

Defogger Relay

Front

In rear luggage compartment fuse/relay block.

Rear

In passenger compartment fuse/relay block.

Door Lock Control Relay

Behind left side of dash.

ELECTRICAL COMPONENT LOCATOR

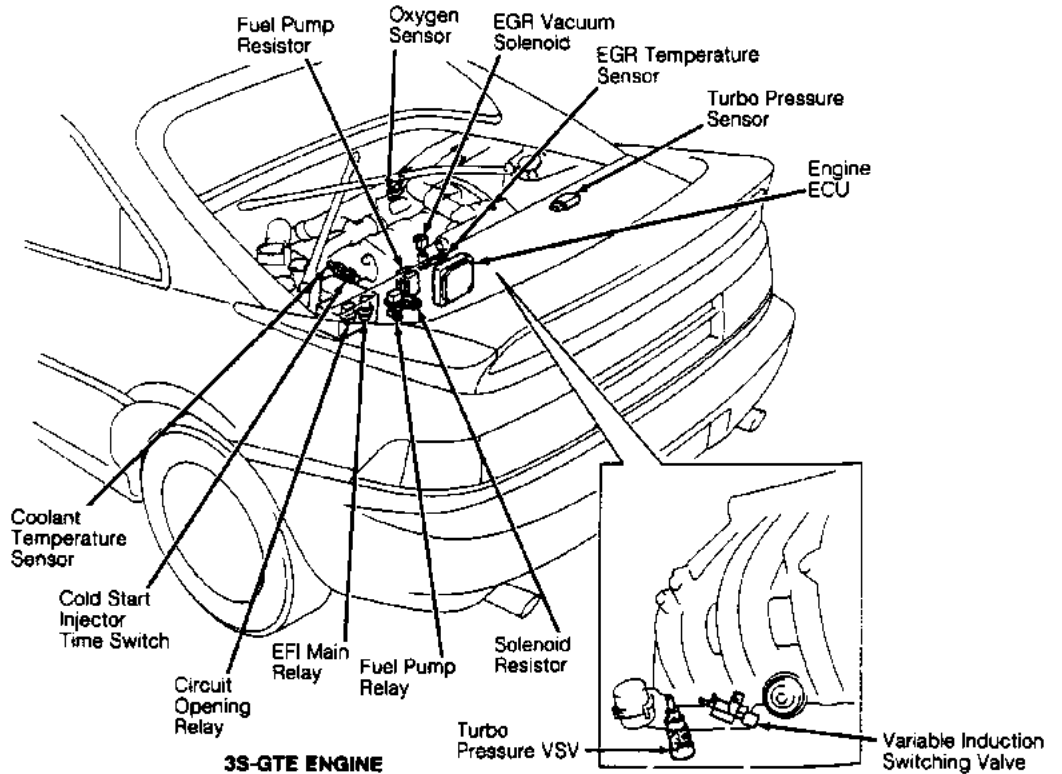
Article Text (p. 3)

1991 Toyota MR2

For Electronics & Computers El Camino Real Santa Clara CA 95051

Copyright © 1997 Mitchell International

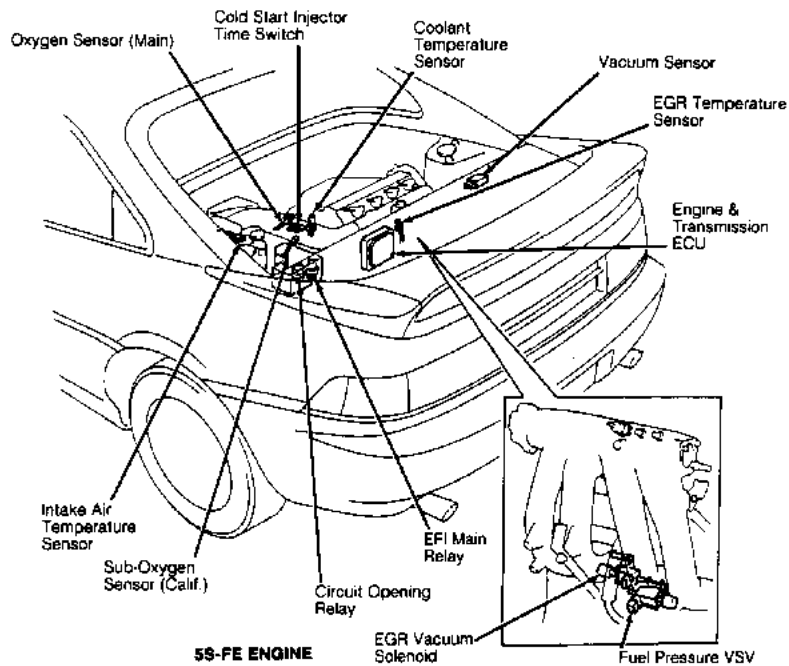
Wednesday, November 25, 1998 03:01AM



3S-GTE ENGINE

In rear luggage compartment fuse/relay block.

EFI Main Relay



5S-FE ENGINE

In rear luggage compartment fuse/relay block.

EFI Main Relay

Foglight Relay

In front luggage compartment fuse/relay block.

ELECTRICAL COMPONENT LOCATOR

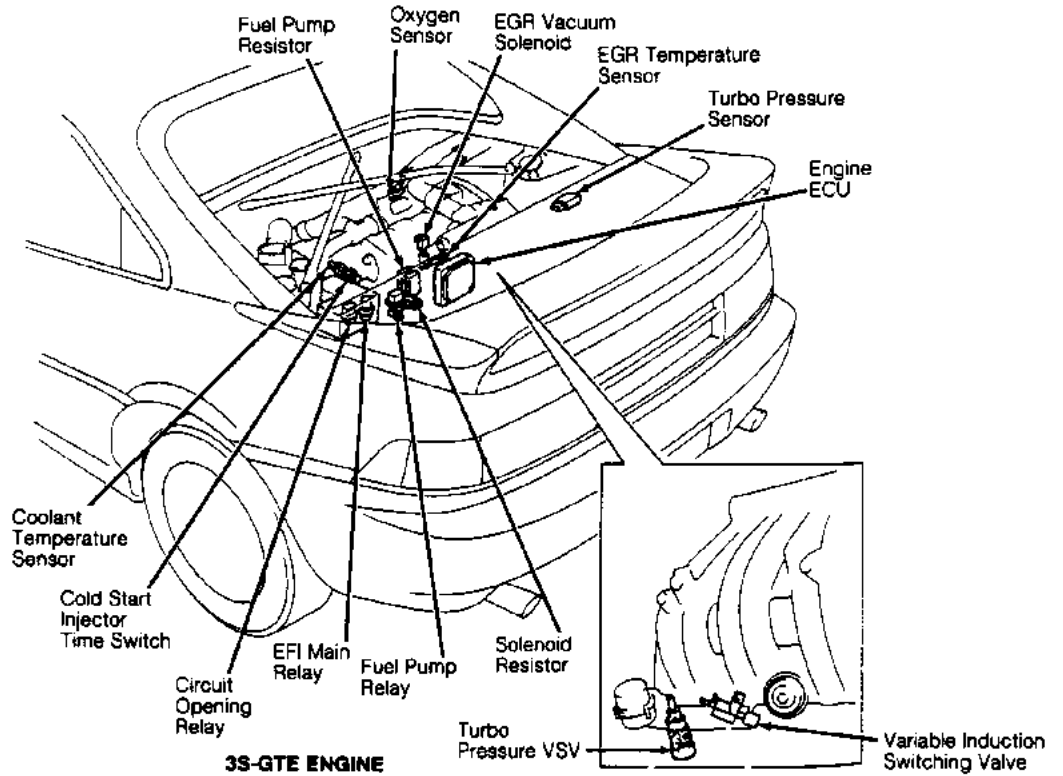
Article Text (p. 4)

1991 Toyota MR2

For Electronics & Computers El Camino Real Santa Clara CA 95051

Copyright © 1997 Mitchell International

Wednesday, November 25, 1998 03:01AM



Fuel Pump Relay

On left rear corner of engine compartment.

Headlight Control Relay

In front luggage compartment fuse/relay block.

Headlight Retractor Relay

In left of front luggage compartment, near master cylinder.

Heater Fan Relay

In rear luggage compartment fuse/relay block.

Horn Relay

In rear luggage compartment fuse/relay block.

Ignition Main Relay

In rear luggage compartment fuse/relay block.

ELECTRICAL COMPONENT LOCATOR

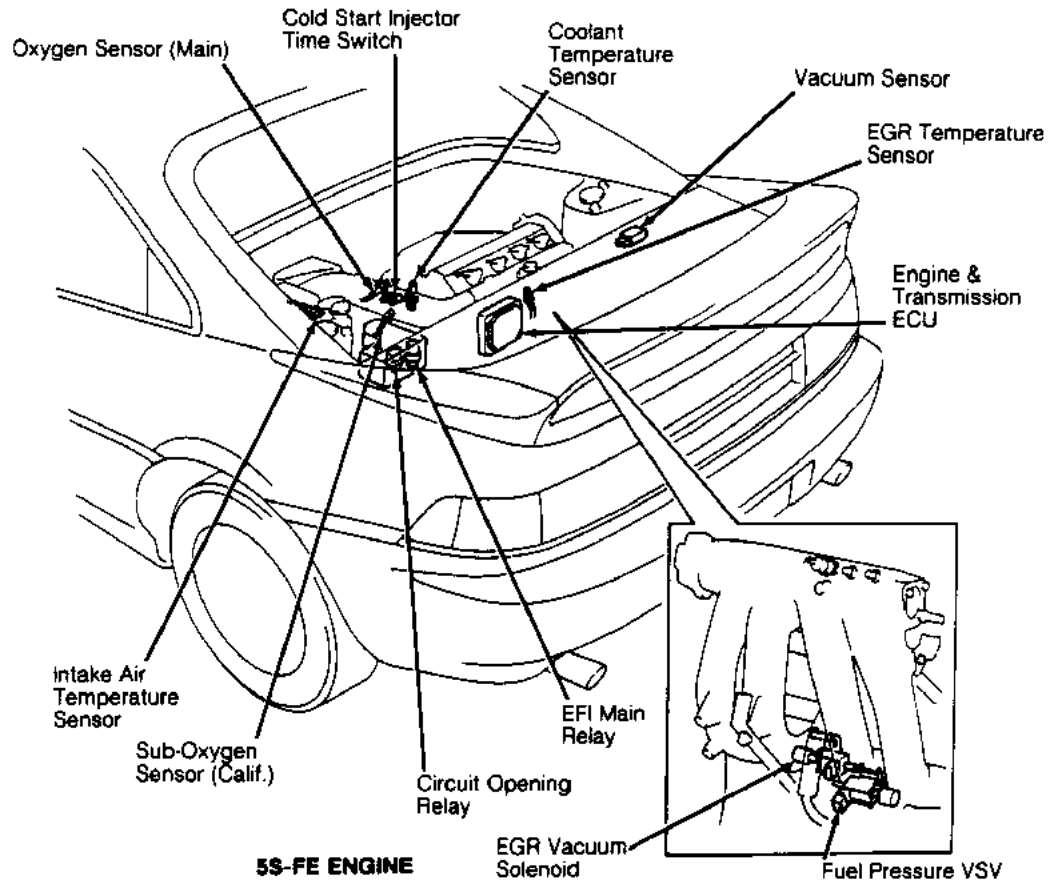
Article Text (p. 5)

1991 Toyota MR2

For Electronics & Computers El Camino Real Santa Clara CA 95051

Copyright © 1997 Mitchell International

Wednesday, November 25, 1998 03:01AM



5S-FE ENGINE

Intake Air Temperature Sensor	On engine fresh air intake duct.
Power Steering Relay	On left of front luggage compartment.
Room Light Control Relay	Behind left side of dash.
Seat Belt Warning Relay	Behind center console.
Starter Relay	On left rear corner of rear luggage compartment.
Taillight Control Relay	In passenger compartment fuse/relay block.
Turn Signal Flasher	In passenger compartment fuse/relay block.
Vent Fan Relay	In rear luggage compartment fuse/relay block.

CIRCUIT PROTECTION DEVICES

ELECTRICAL COMPONENT LOCATOR

Article Text (p. 6)

1991 Toyota MR2

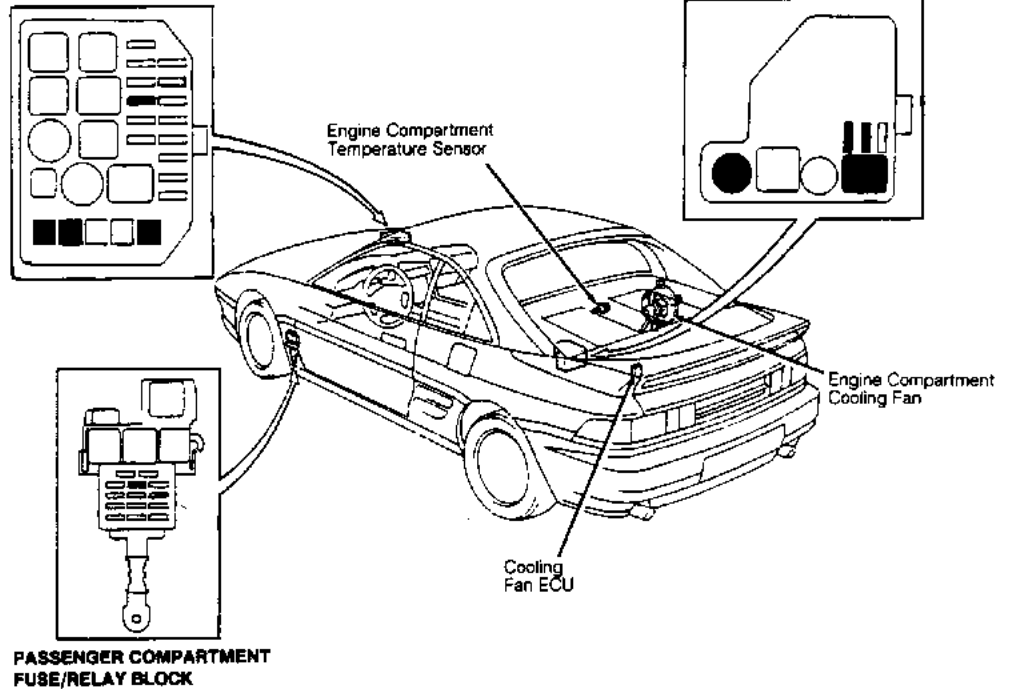
For Electronics & Computers El Camino Real Santa Clara CA 95051

Copyright © 1997 Mitchell International

Wednesday, November 25, 1998 03:01AM

**FRONT LUGGAGE COMPARTMENT
FUSE/RELAY BLOCK**

**REAR LUGGAGE COMPARTMENT
FUSE/RELAY BLOCK**

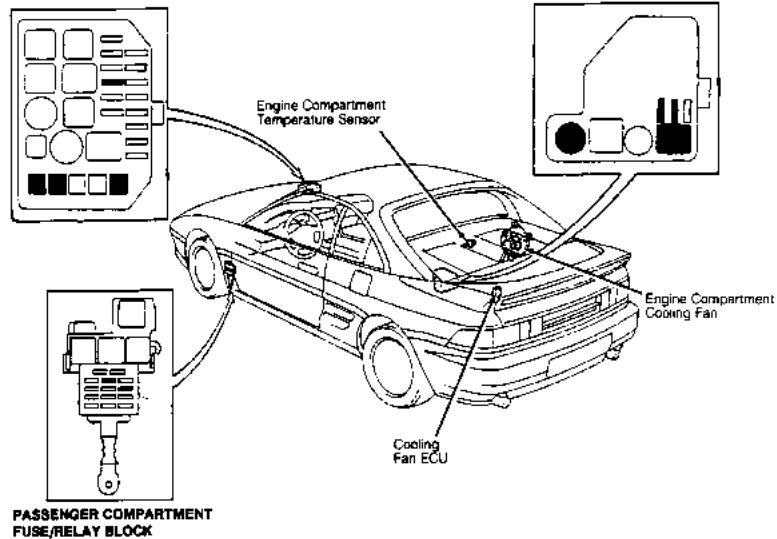


Fuse/Relay Block
Front Luggage Compartment

On right front side of luggage compartment.

**FRONT LUGGAGE COMPARTMENT
FUSE/RELAY BLOCK**

**REAR LUGGAGE COMPARTMENT
FUSE/RELAY BLOCK**



Passenger Compartment

Behind left kick panel.

ELECTRICAL COMPONENT LOCATOR

Article Text (p. 7)

1991 Toyota MR2

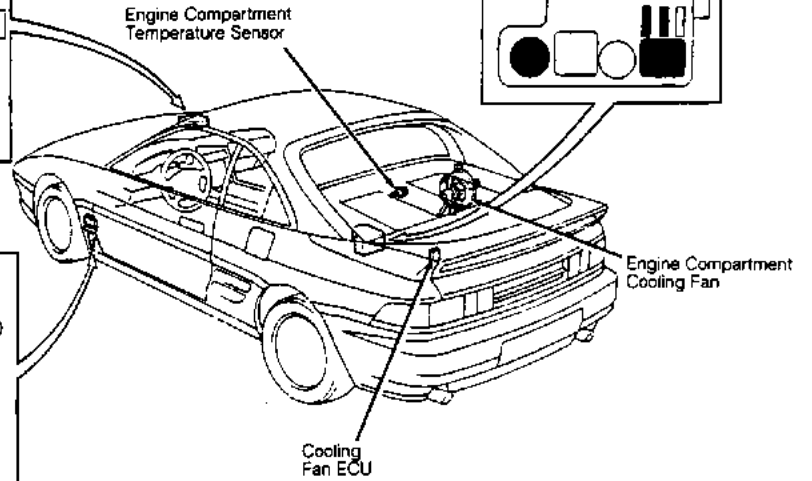
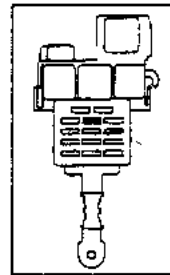
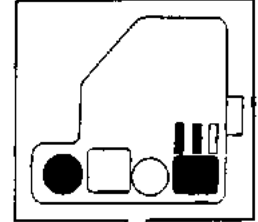
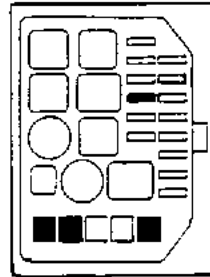
For Electronics & Computers El Camino Real Santa Clara CA 95051

Copyright © 1997 Mitchell International

Wednesday, November 25, 1998 03:01AM

FRONT LUGGAGE COMPARTMENT FUSE/RELAY BLOCK

REAR LUGGAGE COMPARTMENT FUSE/RELAY BLOCK



PASSENGER COMPARTMENT FUSE/RELAY BLOCK

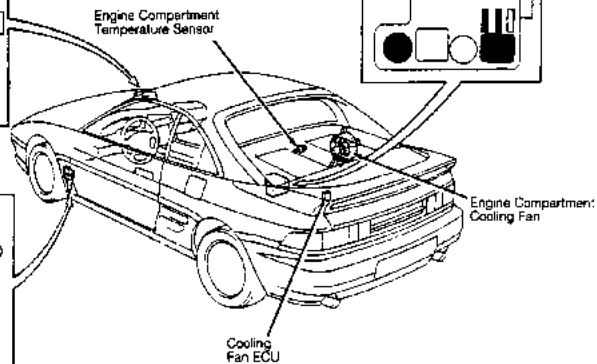
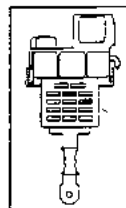
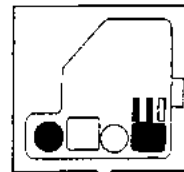
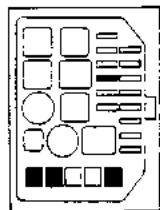
Rear Luggage Compartment

On left front corner of luggage compartment.

CONTROL UNITS

FRONT LUGGAGE COMPARTMENT FUSE/RELAY BLOCK

REAR LUGGAGE COMPARTMENT FUSE/RELAY BLOCK



PASSENGER COMPARTMENT FUSE/RELAY BLOCK

Electronic Control Unit (ECU)
Cooling Fan

On left rear of engine compartment.

ELECTRICAL COMPONENT LOCATOR

Article Text (p. 8)

1991 Toyota MR2

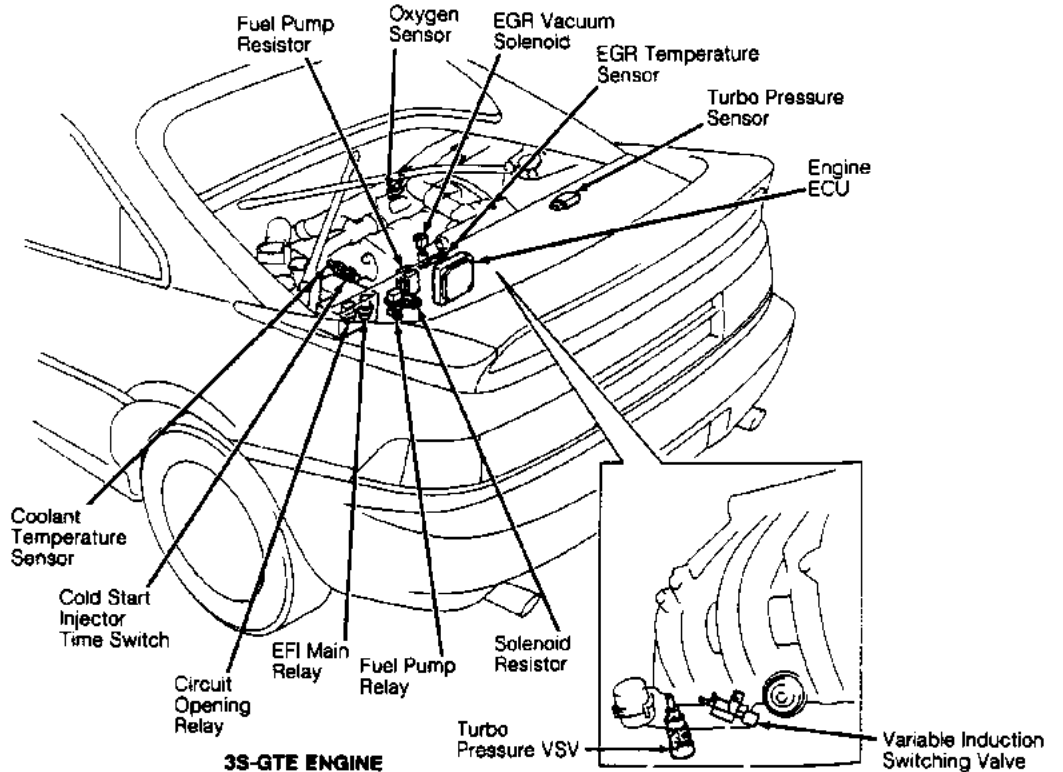
For Electronics & Computers El Camino Real Santa Clara CA 95051

Copyright © 1997 Mitchell International

Wednesday, November 25, 1998 03:01AM

Cruise Control

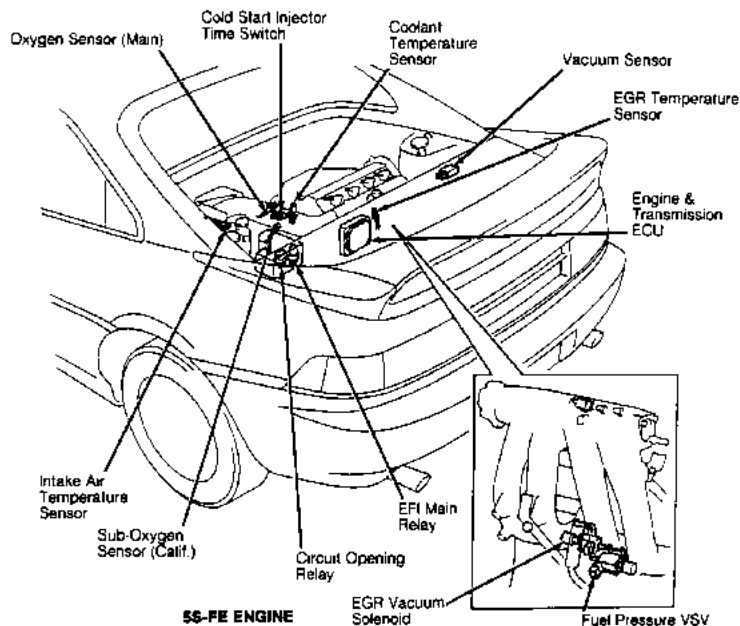
Behind left side of dash,
above glove box.



3S-GTE ENGINE

On left rear corner of engine compartment.

Engine



5S-FE ENGINE

On left rear corner of engine compartment.

Engine

ELECTRICAL COMPONENT LOCATOR

Article Text (p. 9)

1991 Toyota MR2

For Electronics & Computers El Camino Real Santa Clara CA 95051

Copyright © 1997 Mitchell International

Wednesday, November 25, 1998 03:01AM

Engine Oil Level

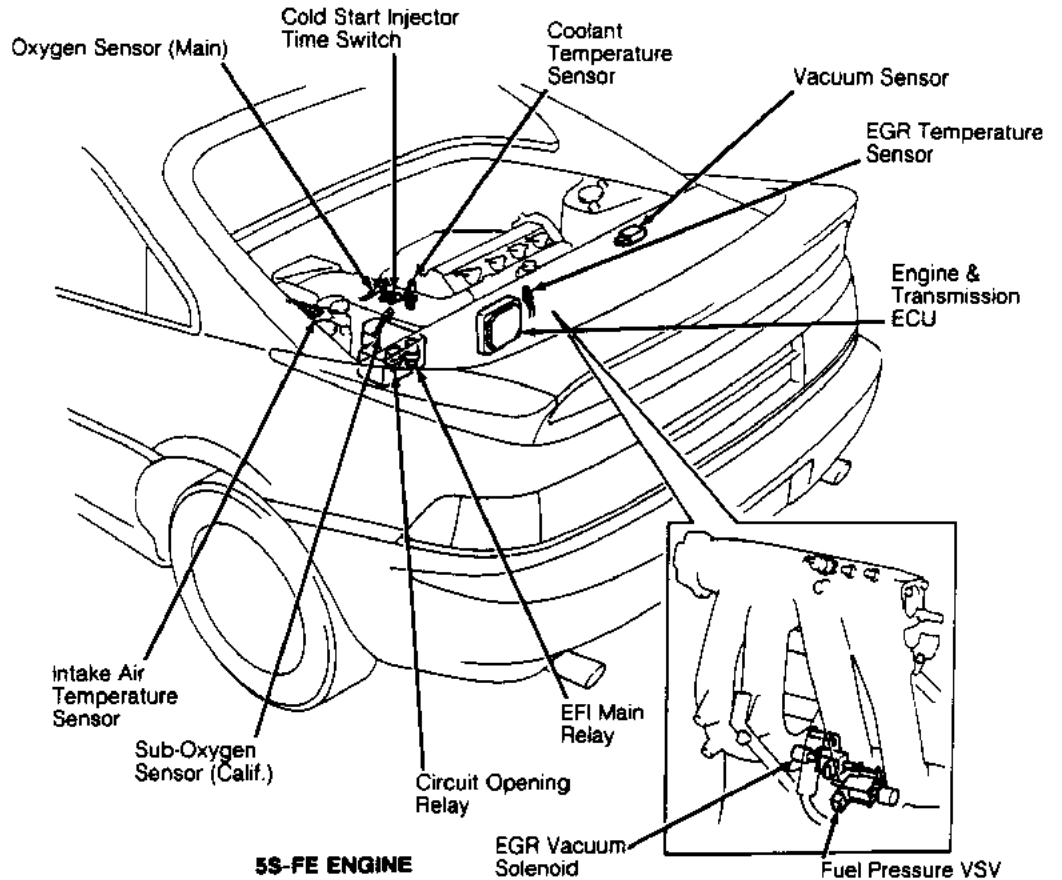
Behind passenger seat, behind door pillar panel.

Power Steering

On left of front luggage compartment.

Theft Deterrent System

Behind passenger seat, behind door pillar panel.



Transmission

On left rear corner of engine compartment.

MOTORS

Cooling Fan Motors

In front of vehicle, behind radiator.

ELECTRICAL COMPONENT LOCATOR

Article Text (p. 10)

1991 Toyota MR2

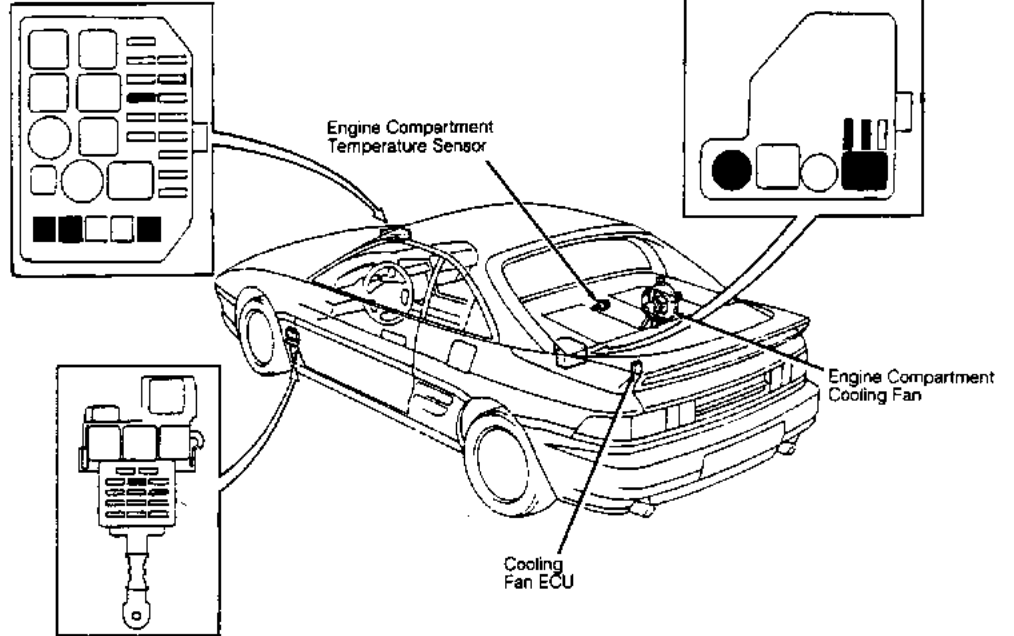
For Electronics & Computers El Camino Real Santa Clara CA 95051

Copyright © 1997 Mitchell International

Wednesday, November 25, 1998 03:01AM

FRONT LUGGAGE COMPARTMENT FUSE/RELAY BLOCK

REAR LUGGAGE COMPARTMENT FUSE/RELAY BLOCK



PASSENGER COMPARTMENT FUSE/RELAY BLOCK

Engine Compartment Cooling Fan	On right of engine compartment, in front of engine.
Headlight Retractor Motor	Near each headlight assembly.
Windshield Washer Motor	In washer fluid reservoir.
Windshield Wiper Motor	On right rear corner of firewall.

SENDING UNITS & SENSORS

Air Bag Sensors	
Front	On left and right front of vehicle, near headlight.
Center	In front of center console.
Coolant Temp. Sending Unit	On right side of engine.

ELECTRICAL COMPONENT LOCATOR

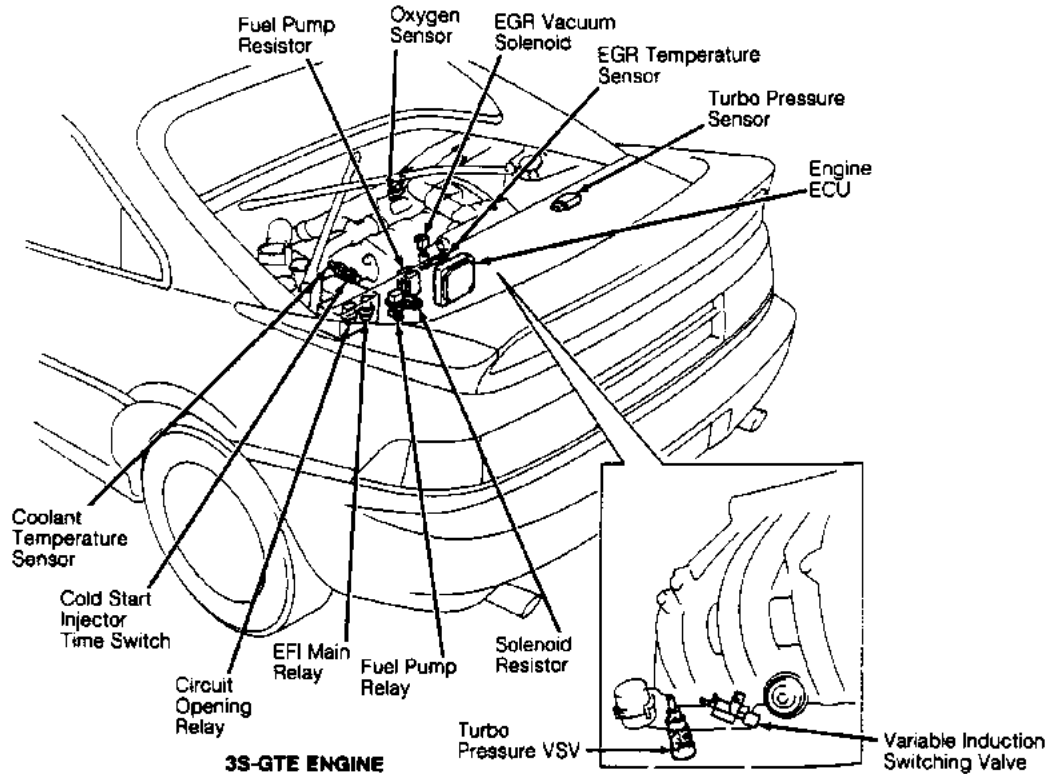
Article Text (p. 11)

1991 Toyota MR2

For Electronics & Computers El Camino Real Santa Clara CA 95051

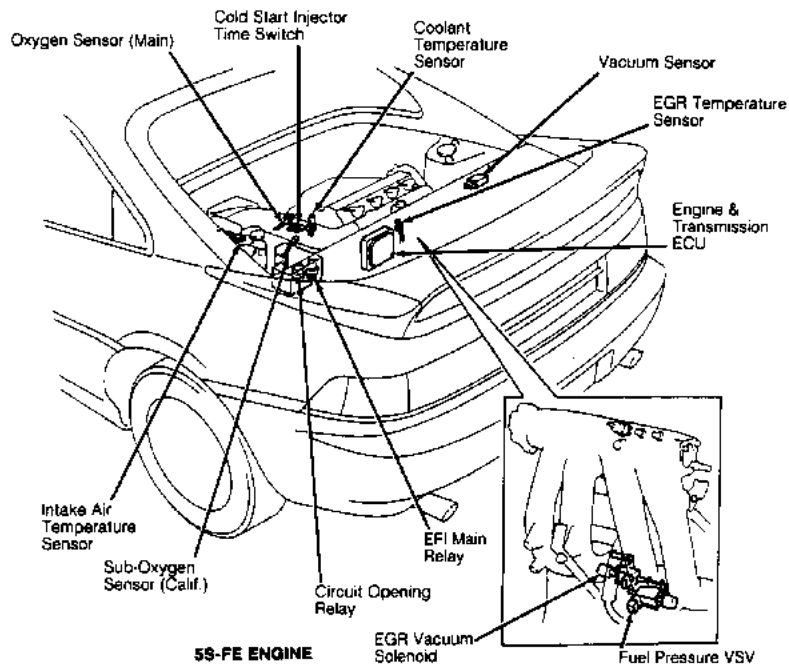
Copyright © 1997 Mitchell International

Wednesday, November 25, 1998 03:01AM



Coolant Temperature Sensor

On rear of engine, near coolant outlet.



Coolant Temperature Sensor

On rear of engine, near coolant outlet.

ELECTRICAL COMPONENT LOCATOR

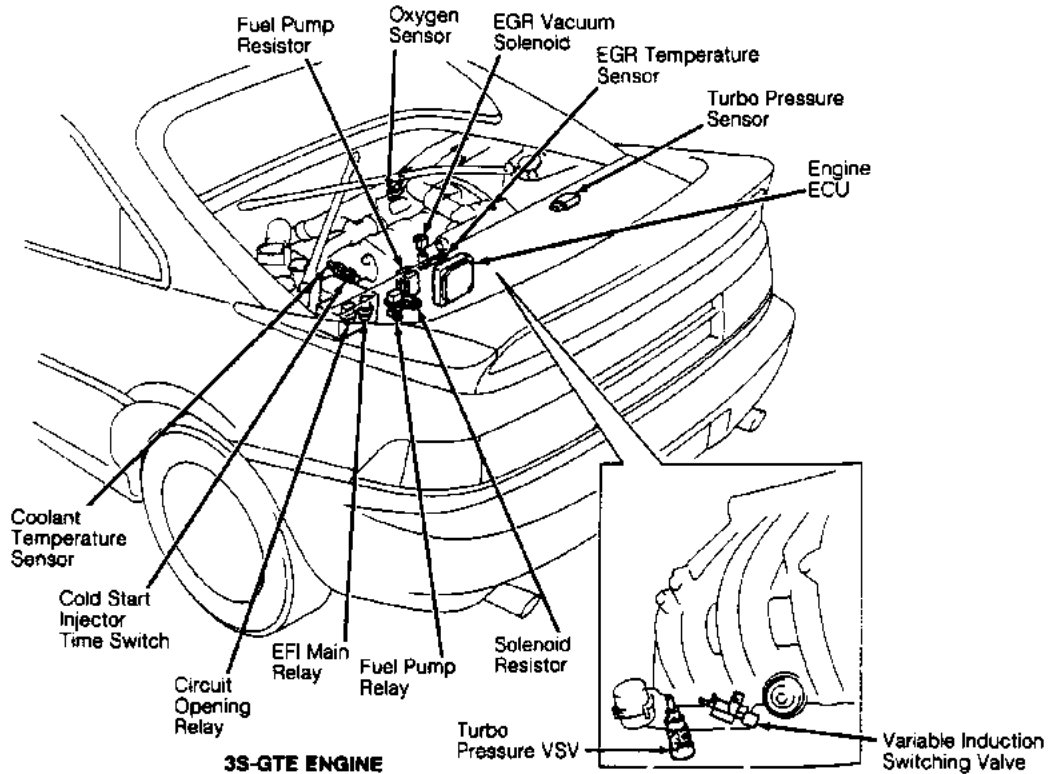
Article Text (p. 12)

1991 Toyota MR2

For Electronics & Computers El Camino Real Santa Clara CA 95051

Copyright © 1997 Mitchell International

Wednesday, November 25, 1998 03:01AM

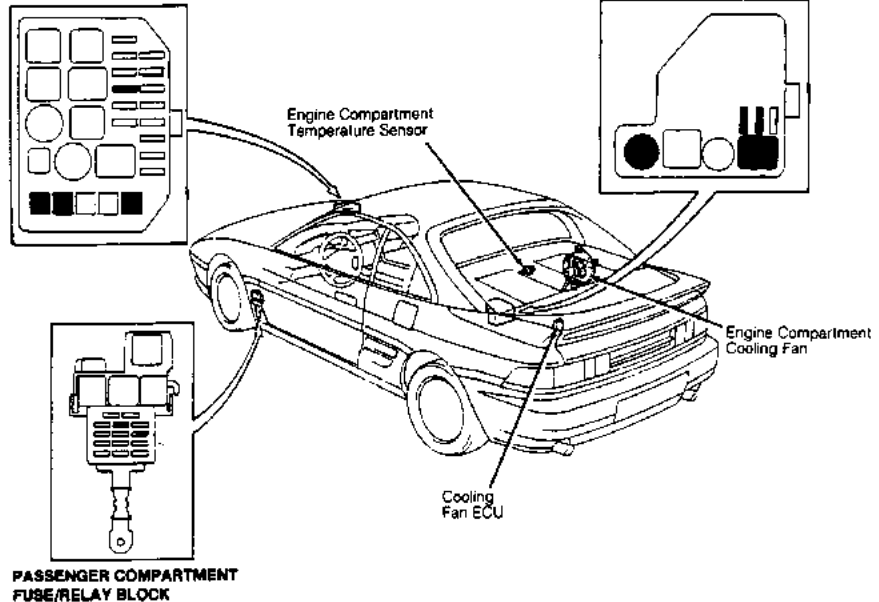


EGR Temperature Sensor

On right side of engine, near exhaust manifold.

FRONT LUGGAGE COMPARTMENT FUSE/RELAY BLOCK

REAR LUGGAGE COMPARTMENT FUSE/RELAY BLOCK



Engine Compartment Temp. Sensor

On right front corner of engine compartment.

Intake Air Temperature Sensor

On left side of engine compartment, in air intake.

ELECTRICAL COMPONENT LOCATOR

Article Text (p. 13)

1991 Toyota MR2

For Electronics & Computers El Camino Real Santa Clara CA 95051

Copyright © 1997 Mitchell International

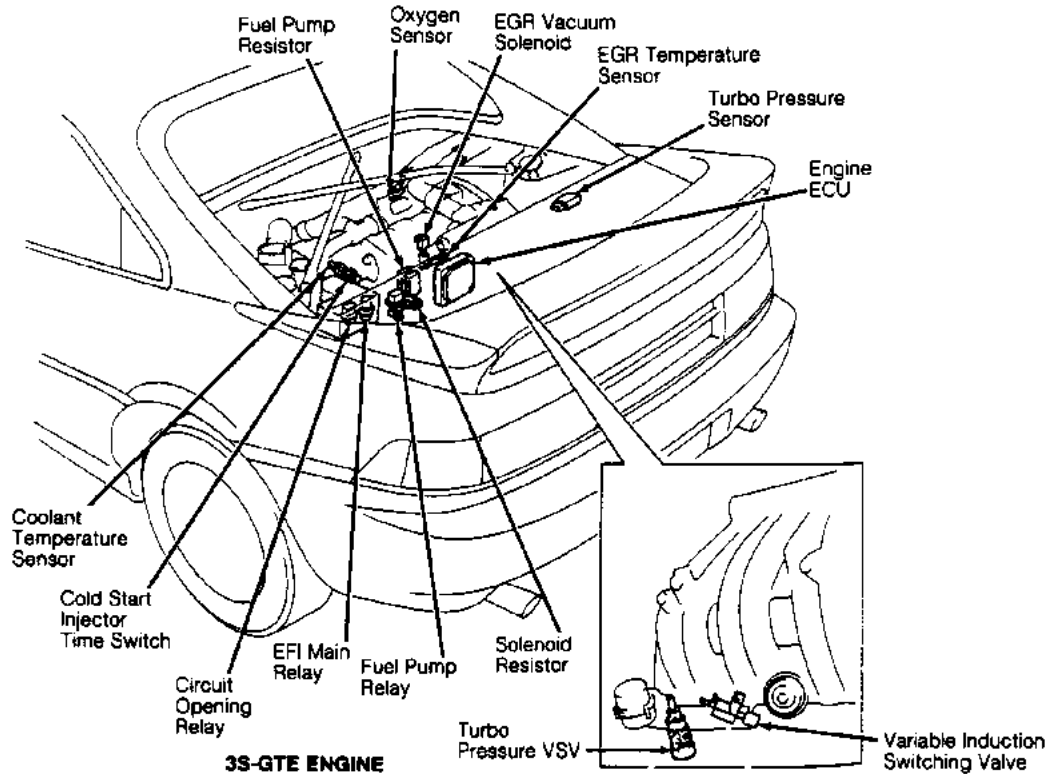
Wednesday, November 25, 1998 03:01AM

Oil Level Sensor (3S-GTE)

On left side of engine, on oil pan.

Throttle Position Sensor

On throttle body assembly.



Turbo Pressure Sensor

On right rear corner of engine compartment.

ELECTRICAL COMPONENT LOCATOR

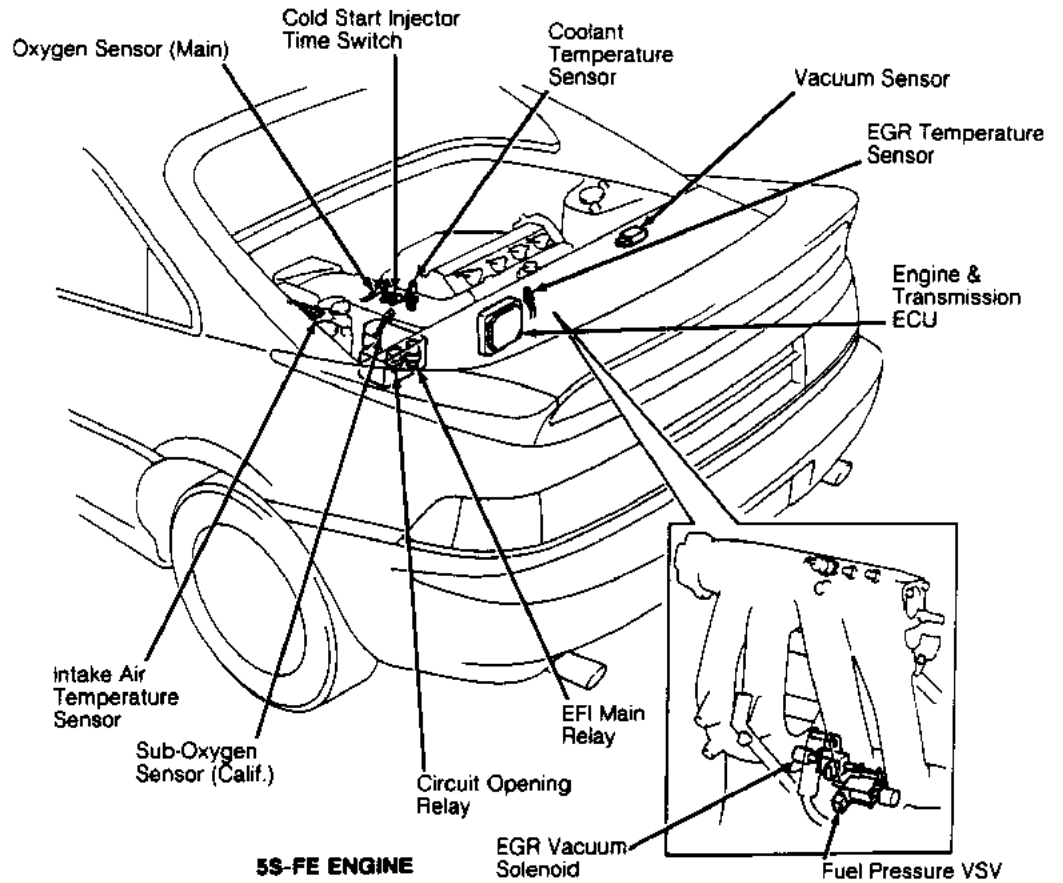
Article Text (p. 14)

1991 Toyota MR2

For Electronics & Computers El Camino Real Santa Clara CA 95051

Copyright © 1997 Mitchell International

Wednesday, November 25, 1998 03:01AM



5S-FE ENGINE

On right rear corner of engine compartment.

Vacuum Sensor

Vehicle Speed Sensor

On transaxle.

SOLENOID & SOLENOID VALVES

ELECTRICAL COMPONENT LOCATOR

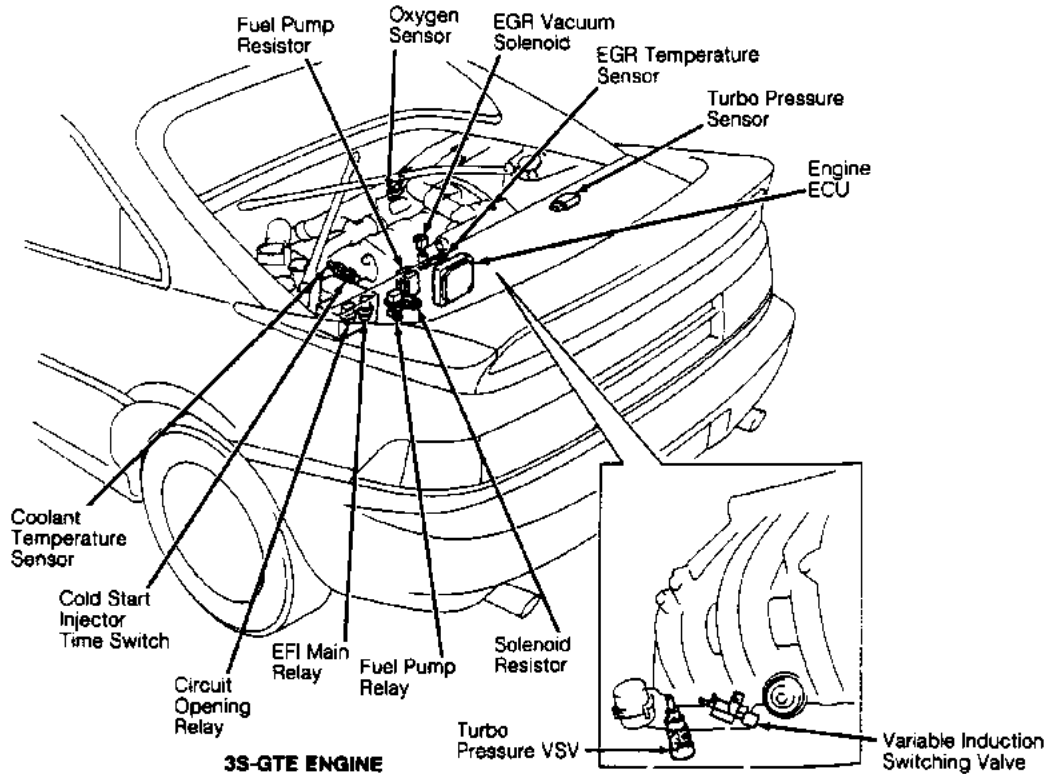
Article Text (p. 15)

1991 Toyota MR2

For Electronics & Computers El Camino Real Santa Clara CA 95051

Copyright © 1997 Mitchell International

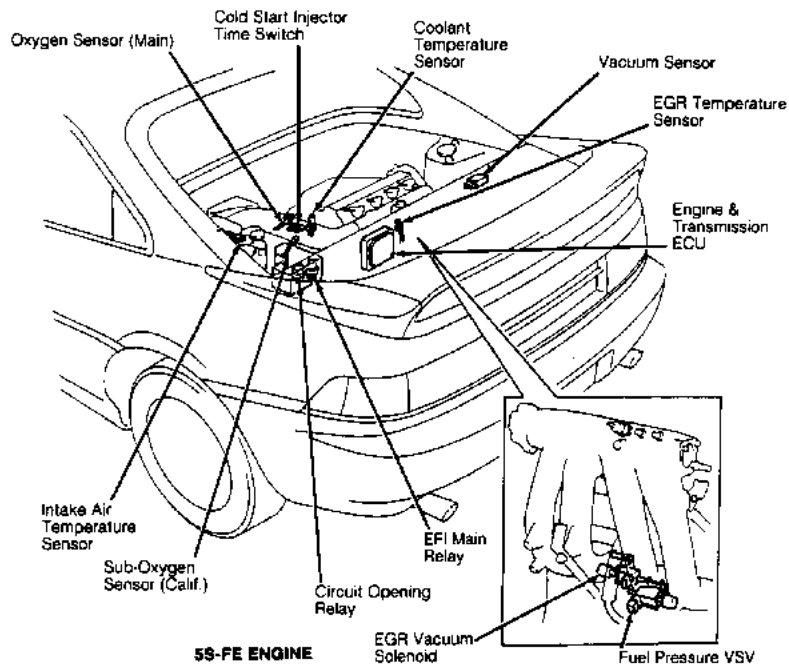
Wednesday, November 25, 1998 03:01AM



3S-GTE ENGINE

EGR Vacuum Solenoid (VSV)

On right of engine, below intake manifold.



5S-FE ENGINE

EGR Vacuum Solenoid (VSV)

On right of engine, below intake manifold.

ELECTRICAL COMPONENT LOCATOR

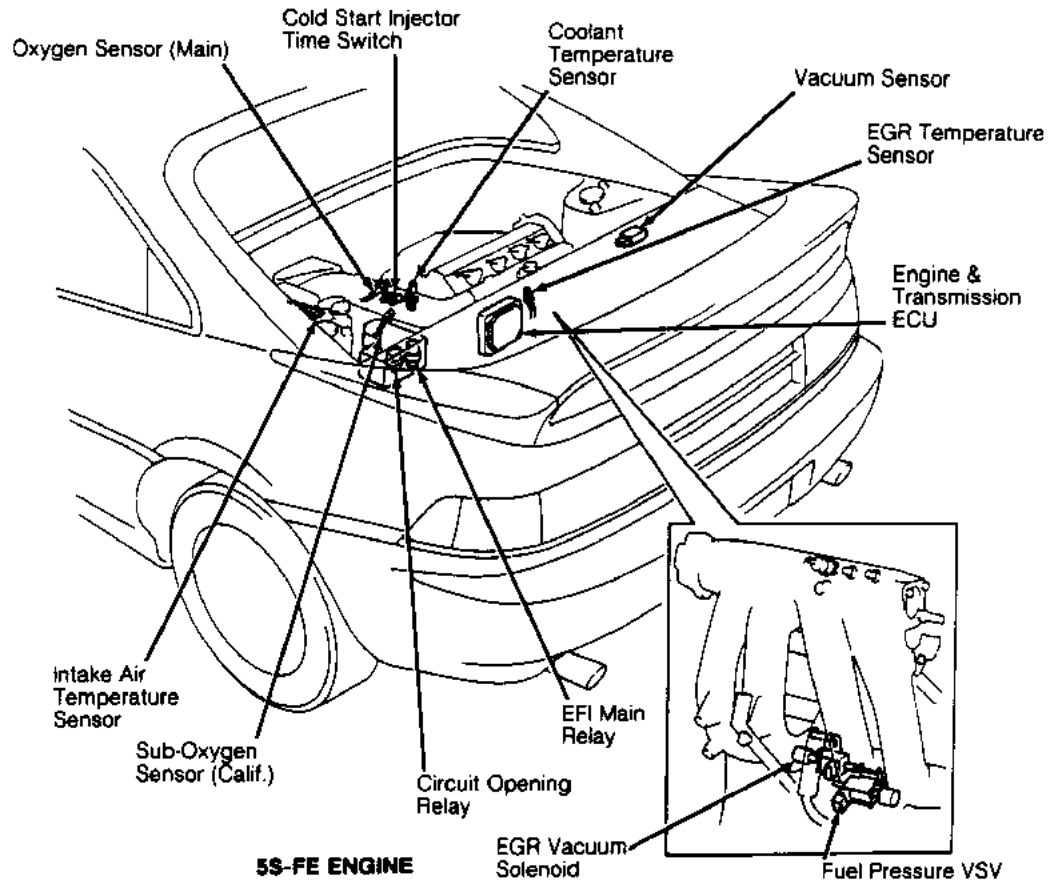
Article Text (p. 16)

1991 Toyota MR2

For Electronics & Computers El Camino Real Santa Clara CA 95051

Copyright © 1997 Mitchell International

Wednesday, November 25, 1998 03:01AM



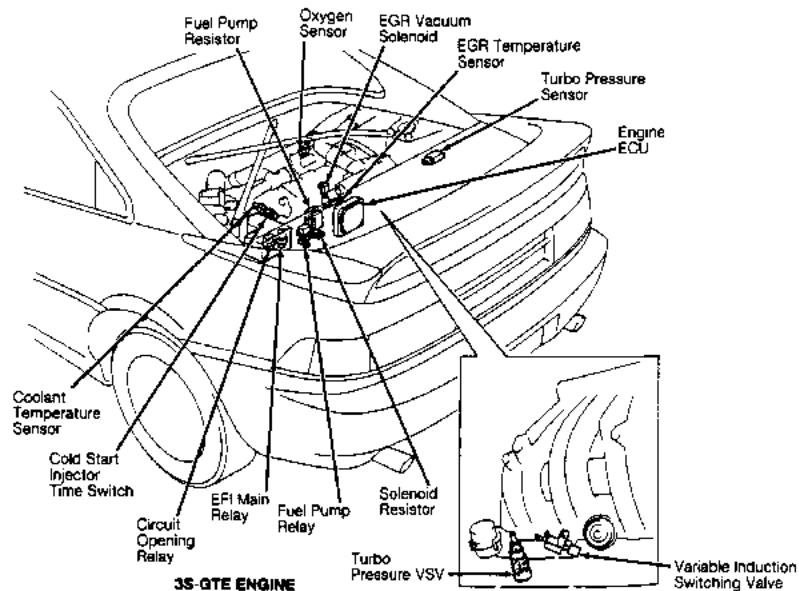
5S-FE ENGINE

Fuel Pressure VSV

On right side of engine, below intake manifold.

Idle Speed Control Valve

On throttle body assembly.



3S-GTE ENGINE

Turbo Pressure VSV

On intake manifold.

ELECTRICAL COMPONENT LOCATOR

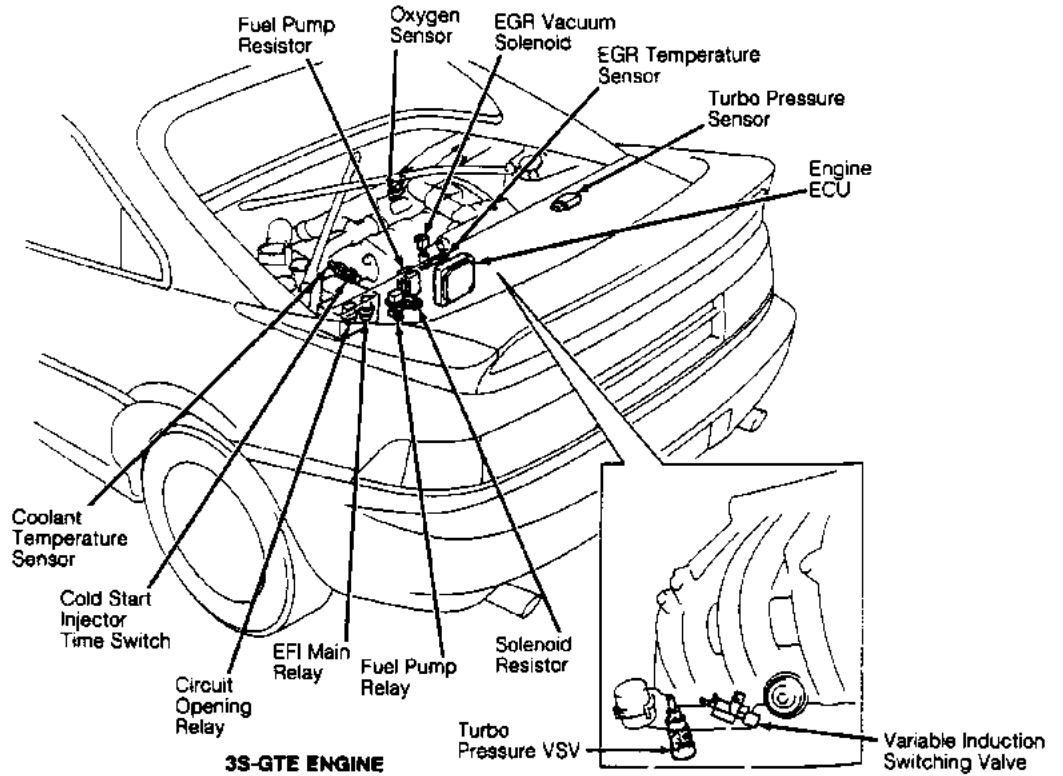
Article Text (p. 17)

1991 Toyota MR2

For Electronics & Computers El Camino Real Santa Clara CA 95051

Copyright © 1997 Mitchell International

Wednesday, November 25, 1998 03:01AM



Variable Induction
Switching Valve

On intake manifold.

SWITCHES

Brake Fluid Level Switch

In brake master cylinder
reservoir.

Brake Switch

On bracket, above brake
switch.

ELECTRICAL COMPONENT LOCATOR

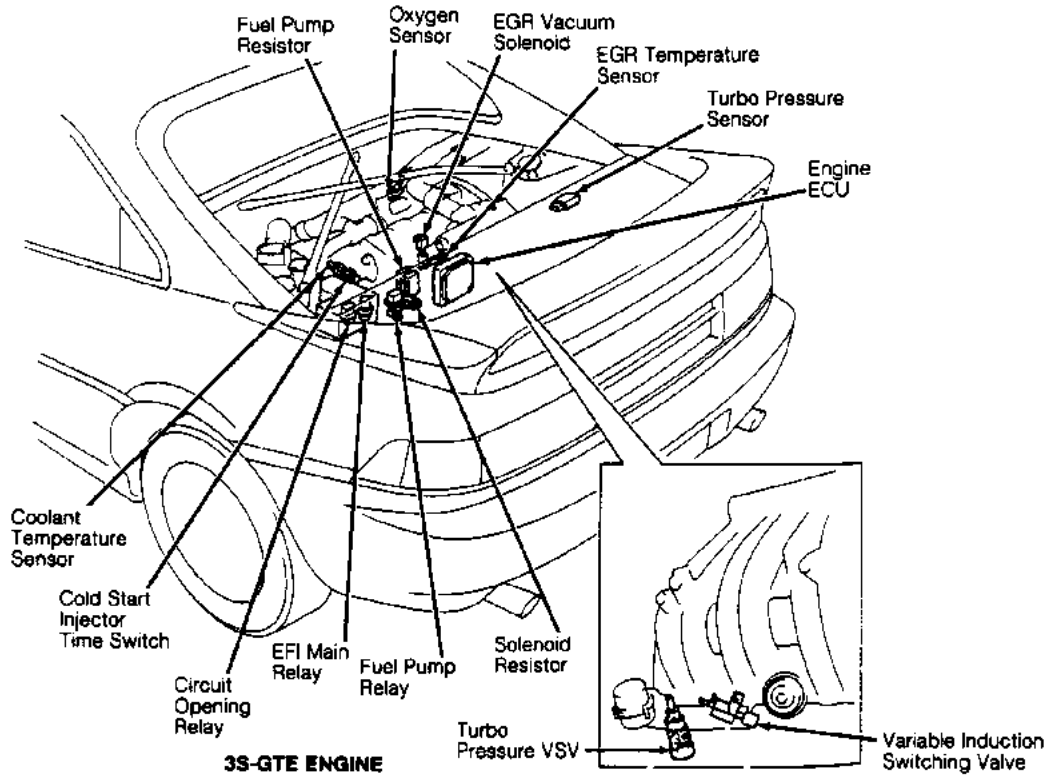
Article Text (p. 18)

1991 Toyota MR2

For Electronics & Computers El Camino Real Santa Clara CA 95051

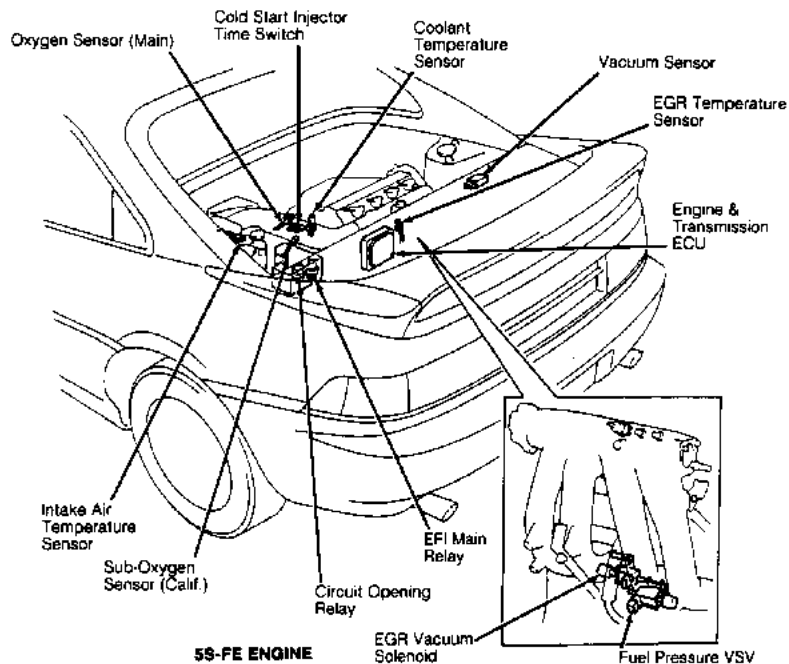
Copyright © 1997 Mitchell International

Wednesday, November 25, 1998 03:01AM



Cold Start Injector Time Switch

On right rear of engine, near coolant outlet.



Cold Start Injector Time Switch

On right rear of engine, near coolant outlet.

Clutch Switch

On bracket, above clutch pedal.

ELECTRICAL COMPONENT LOCATOR

Article Text (p. 19)

1991 Toyota MR2

For Electronics & Computers El Camino Real Santa Clara CA 95051

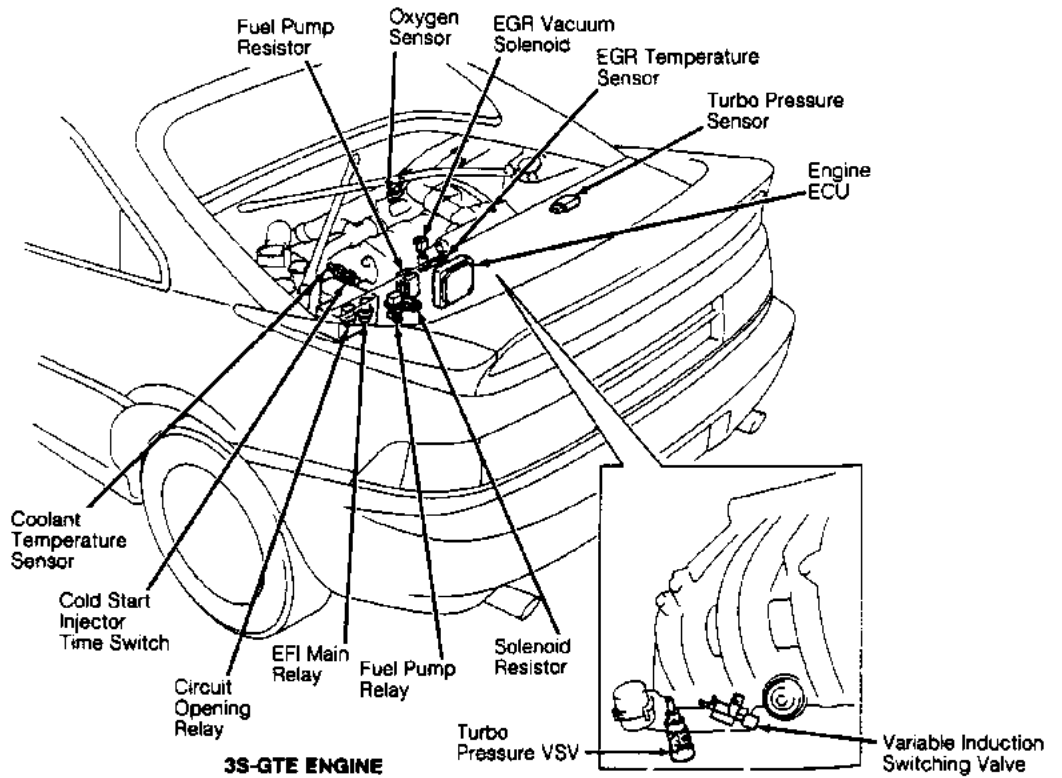
Copyright © 1997 Mitchell International

Wednesday, November 25, 1998 03:01AM

Neutral Start Switch	On left side of transaxle.
Oil Pressure Warning Switch	On right side of engine.
Parking Brake Switch	On base of parking brake lever.
Radiator Fan Switch	On lower right of radiator.
Seat Belt Warning Switch	On driver's side seat belt buckle.

MISCELLANEOUS

A/C Amplifier	Under right side of dash, on evaporator.
Diagnostic Check Connector	On left rear of engine compartment.



Fuel Pump Resistor	On left rear of engine compartment.
--------------------	-------------------------------------

ELECTRICAL COMPONENT LOCATOR

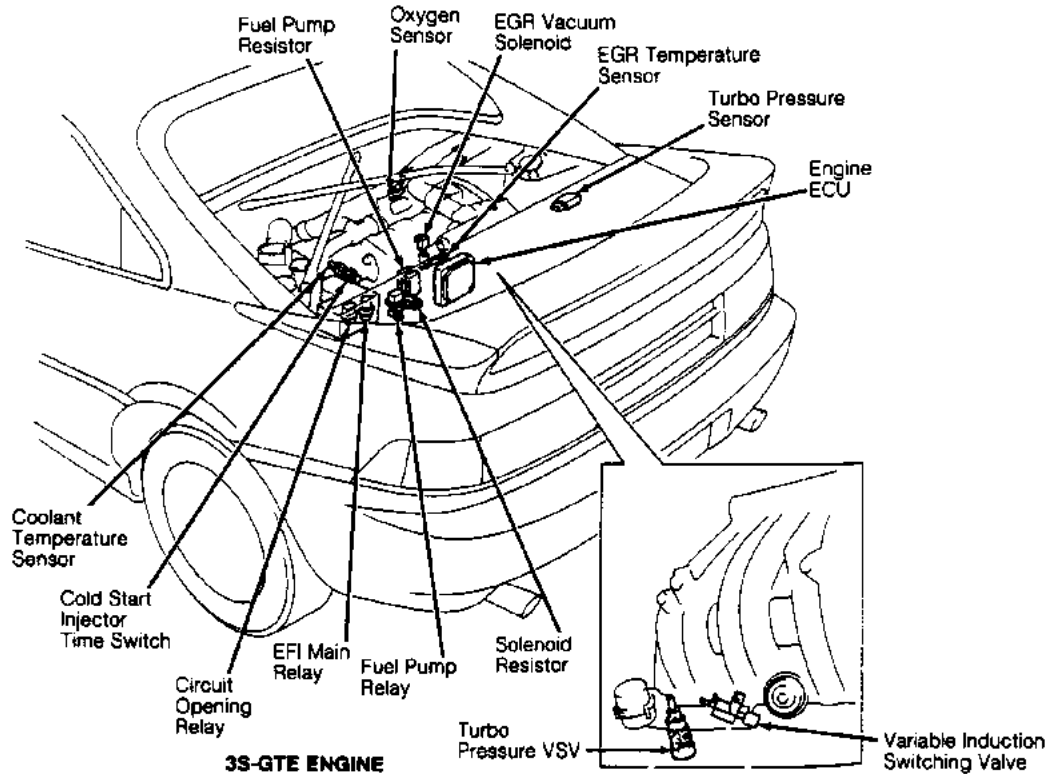
Article Text (p. 20)

1991 Toyota MR2

For Electronics & Computers El Camino Real Santa Clara CA 95051

Copyright © 1997 Mitchell International

Wednesday, November 25, 1998 03:01AM



Solenoid Resistor

On left rear of engine compartment.

END OF ARTICLE